

2.5 in. Pitch - Slide on Wing "S" Series Hinged Steel Belting

STOCK 2-1/2 in. PITCH HINGED STEEL BELTING Replaces Most All 2-1/2 inch P. Steel Belts

Pans: Plain
Pimped
Pimped/Perforated

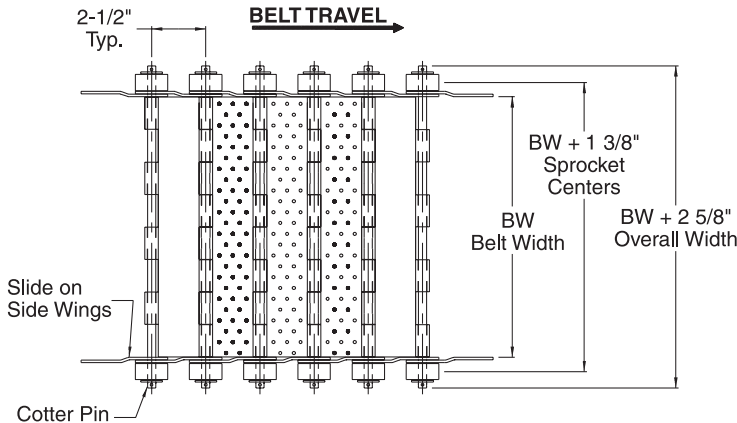
Side Wings: Slide onto axles

Construction: Pin and Cotter

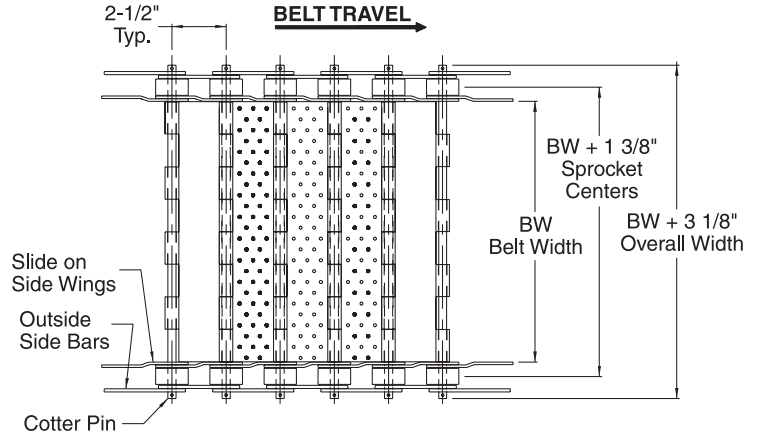
Options: 1-1/2 in. high cleats welded on various centers
divisible by 2-1/2 in.

Heat Bars - Impact Pads
Special Cleats
Welded Loops
Outside Side Bars

**1 - 2 DAY
Shipment
Available**
Belt Widths of
6", 12", 18", 24"



2-1/2" P. - "S" SERIES
STEEL BELT ASSEMBLY
WITHOUT OUTSIDE SIDE BARS
BELT PULL = 1,250 LBS. MAX.



2-1/2" P. - "S" SERIES
STEEL BELT ASSEMBLY
WITH OUTSIDE SIDE BARS
BELT PULL = 2,500 LBS. MAX.

To Order:

Model Number - 2P - 12 - D - S - 0
 2 1/2" Pitch Belt | Belt Width | Pan Type | Slide on Wing | Without Outside Sidebars
 "A" = Plain
 "B" = Pimped
 "C" = Perforated
 "D" = Pimped/Perforated

To Order:

Model Number - 2P - 12 - D - S - 1
 2 1/2" Pitch Belt | Belt Width | Pan Type | Slide on Wing | With Outside Sidebars
 "A" = Plain
 "B" = Pimped
 "C" = Perforated
 "D" = Pimped/Perforated

OTHER PRODUCTS AVAILABLE:

- ◆ Chip Conveyors
- ◆ Hinged Belt Conveyors
- ◆ Slider Bed Conveyors
- ◆ Parts Conveyors
- ◆ Container Dumpers
- ◆ Boxwall Conveyors
- ◆ Magnetic Conveyors
- ◆ Plastic Belt Conveyors

**Call a Sales Representative today
for more information and other
products available for Quick Ship!**

Why Use Endura-Veyor "S" Series Belting?

ADVANTAGES IN DESIGN

Axles:

Manufactured from high quality stress proof cold rolled steel.

Rollers:

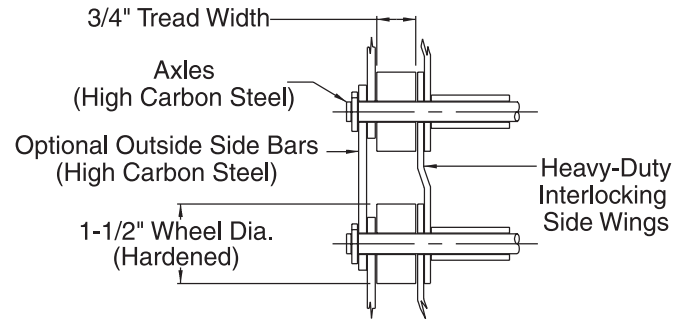
Heat-treated for greater wear resistance.

Side Wings:

The overlapping construction of the precisely formed side wings reduces the amount of material that would otherwise migrate to the chain and tracks. This feature ensures longer belt life and higher performance. These special heavy gauge steel side wings slide onto the belt axle using closely toleranced holes. This cost cutting design enables the belt to be easily disassembled in minutes!

Side Bars:

When equipped with outside side bars, belt pull increases up to 2,500 lbs. This feature not only doubles belt performance, it adds even longer life to this already durable design.

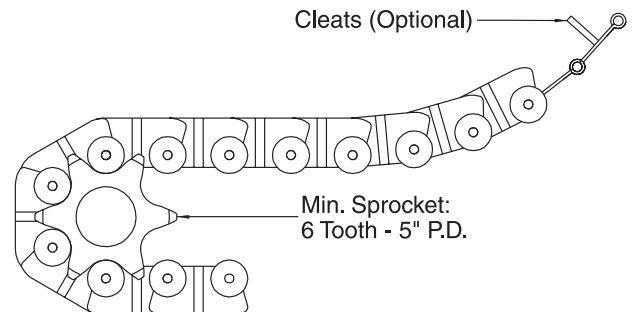


**WHEEL
CROSS SECTION**

DO ALL THESE THINGS MATTER?

Approximately 1/3 to 1/2 of the cost of a hinged steel belt conveyor is the cost of the belt. By using higher quality belting, you can expect increased belt life. Increased belt life saves you money and down time. Consider these things when buying your next belt:

- How often do I want to replace this belt?
- What is my actual cost when I compare cost to belt life?
- What is the cost of labor to replace the belt?
- What is the cost in lost production from down time?



Easylift
SYSTEMS INCORPORATED

8121 Saddleback Place
Maineville, OH 45039-9507

Phone: 513-677-1770
Fax: 513-677-1299
Email: easylift@zoomtown.com
www.easyliftmaterialhandling.com

ENDURA
-VEYOR
INC.